

**Report**  
**On**  
**Environmental Audit**  
**At**  
**Vidarbha Youth Welfare Society's**  
**Prof. Ram Meghe Institute of Technology and Research**  
**Badnera – Amravati**



Prepared by  
**Nutan Urja Solutions**  
A 703, Balaji Witefield, Near Sunni's World,  
Sus Road, Sus, Pune 411 021  
Phone: 83568 18381. Email: [nutanurja.solutions@gmail.com](mailto:nutanurja.solutions@gmail.com)

## Table of Contents

Acknowledgement .....	2
Executive Summary .....	3
Abbreviations .....	5
1. Introduction.....	6
1.1 Important Definitions: .....	6
1.2 Objectives.....	7
1.3 Audit Methodology: .....	7
1.4 General Details of College .....	7
2. Study of Consumption of Various Resources .....	8
2.1 Variation of Monthly Electrical Energy Consumption .....	9
2.2 Key Inference drawn .....	10
3. Study of Environmental Pollution .....	11
3.1 Air Pollution.....	11
3.2 Study of Solid Waste Generation .....	12
3.3 Study of Liquid Waste Generation.....	12
3.4 Study of e-Waste Management: .....	13
4. Study of Rain Water Harvesting .....	14
5. Recommendations.....	15

## **Acknowledgement**

We at Nutan Urja Solutions, Pune wish to express our sincere gratitude to the management of Vidarbha Youth Welfare Society's Prof. Ram Meghe Institute of Technology and Research Badnera – Amravati for assigning the work of Environmental Audit of college campus.

We appreciate the co-operation and support extended to our team members during the entire tenure of field study.

We are also thankful to various Head of Departments & other Staff members for helping us during the field measurements.

We are also thankful to all other staff members who helped us during the Measurements at the field and for giving us the necessary inputs to carry out this vital exercise.

## Executive Summary

After the Field measurements & analysis, we present herewith important observations made and various measures to reduce the dependency on Natural resources & reduce the pollution.

Vidarbha Youth Welfare Society's Prof. Ram Meghe Institute of Technology and Research Badnera – Amravati consumes various resources for day to day operations, namely: Air, Water, Electrical Energy & LPG.

### 1. Various Pollution due to College Activities:

- Air pollution: Mainly CO<sub>2</sub> on account of Electricity & LPG Consumption
- Solid Waste: Bio degradable Kitchen Waste, Garden Waste
- Liquid Waste: Human liquid waste

### 2. Present Level of CO<sub>2</sub> Emissions:

Sr no	Parameter	Energy consumed, (Units)	CO <sub>2</sub> Emission (MT)
1	Maximum	29,491	23.59
2	Minimum	14,047	11.24
3	Average	19,790	15.83
4	Total	237,485	189.99

### 3. The various projects already implemented for Environmental Conservation:

- Usage of Energy Efficient BEE STAR Rated ACs
- Usage of Natural Day light in corridors
- Implementation of Bio Composting pit for disposal of Bio degradable waste
- Implementation of Rain Water Harvesting
- Usage of 6 no of 100W capacity solar PV street lights

### 4. Recommendations:

1. Installation of Bio Gas Generator Plant instead of Bio composting Plant.
2. Installation of Sewage treatment Plant to make campus a Zero Discharge campus

## **5. Notes & Assumptions:**

1. **1 kWh** of Electrical Energy releases **0.8 Kg of CO<sub>2</sub>** into atmosphere
2. 1 kWp Solar PV plant generates 5 kWh/day Electrical Energy for 300 days in an year.

## Abbreviations

AC	: Air conditioner
PES	: Progressive Education Society
CFL	: Compact Fluorescent Lamp
FTL	: Fluorescent Tube Light
LED	: Light Emitting Diode
kWh	: kilo-Watt Hour
Qty	: Quantity
W	: Watt
kW	: Kilo Watt
PF	: Power Factor
M D	: Maximum Demand
PC	: Personal Computer
MSEDCL	: Maharashtra State Electricity Distribution Company Ltd

## 1. Introduction

### 1.1 Important Definitions:

#### 1.1.1 Environment: Definition as per environment Protection Act: 1986

Environment includes water, air and land and the inter-relationship which exists among and between Water, Air, Land and Human beings, other living creatures, plants microorganism and property

#### 1.1.2. Environmental Audit: Definition:

An audit which aims at verification and validation to ensure that various environmental laws are compiled with and adequate care has been taken towards environmental protection and preservation

*According to UNEP, 1990, "Environmental audit can be defined as a management tool comprising systematic, documented and periodic evaluation of how well environmental organization management and equipment are performing with an aim of helping to regularize the environment"*

**1.1.3. Environmental Pollutant:** means any solid, liquid and gaseous substance present in the concentration as may be, or tend to be, injurious to Environment.

#### 1.1.4. Relevant Environmental Laws in India: Table No-1:

1927	The Indian Forest Act
1972	The Wildlife Protection Act
1974	The Water (Prevention and Control of Pollution) Act
1977	The Water (Prevention & Control of Pollution) Cess Act
1980	The Forest (Conservation) Act
1981	The Air (Prevention and Control of Pollution) Act
1986	The Environment Protection Act
1991	The Public Liability Insurance Act
2002	The Biological Diversity Act
2010	The National Green Tribunal Act

#### 1.1.5. Some Important Environmental Rules in India: Table No-2:

1989	Hazardous Waste (Management and Handling) Rules
1989	Manufacture, Storage and Import of Hazardous Chemical Rules
2000	Municipal Solid Waste (Management and Handling) Rules
1998	The Biomedical Waste (Management and Handling) Rules
1999	The Environment (Siting for Industrial Projects) Rules
2000	Noise Pollution (Regulation and Control) Rules
2000	Ozone Depleting Substances (Regulation and Control) Rules

2011	E-waste (Management and Handling) Rules
2011	National Green Tribunal (Practices and Procedure) Rules
2011	Plastic Waste (Management and Handling) Rules

### 1.1.6 National Environmental Plans & Policy Documents: Table No-3:

1.	National Forest Policy, 1988
2.	National Water Policy, 2002
3.	National Environment Policy or NEP (2006)
4.	National Conservation Strategy and Policy Statement on Environment and Development, 1992
5.	Policy Statement for Abatement of Pollution (1992)
6.	National Action Plan on Climate Change
7.	Vision Statement on Environment and Human Health
8.	Technology Vision 2030 (The Energy Research Institute)
9.	Addressing Energy Security and Climate Change (MoEF and Bureau of Energy Efficiency)
10.	The Road to Copenhagen; India's Position on Climate Change Issues (MoEF)

### 1.2 Objectives

1. To study present usage of Natural resources the College is consuming
2. To Study the present pollution sources
3. To study various measures to make the campus Self sustainable in respect of Natural resources
4. To suggest the various measures to reduce the pollution: Air, Water, Noise

### 1.3 Audit Methodology:

1. Study of College as System
2. Study of Electrical Energy Consumption
3. Study of CO2 emissions
4. Suggestions on usage of Renewable Energy

### 1.4 General Details of College

No	Head	Particulars
1	Name of Institution	The Vidarbha Youth Welfare Society's Prof. Ram Meghe Institute of Technology & Research, Badnera-Amravati.
2	Address	New Express Highway, Ram Meghe Square, Badnera, Amravati, Maharashtra 444701
3	Affiliation	Sant Gadge Baba Amravati University, Amravati.



## 2. Study of Consumption of Various Resources

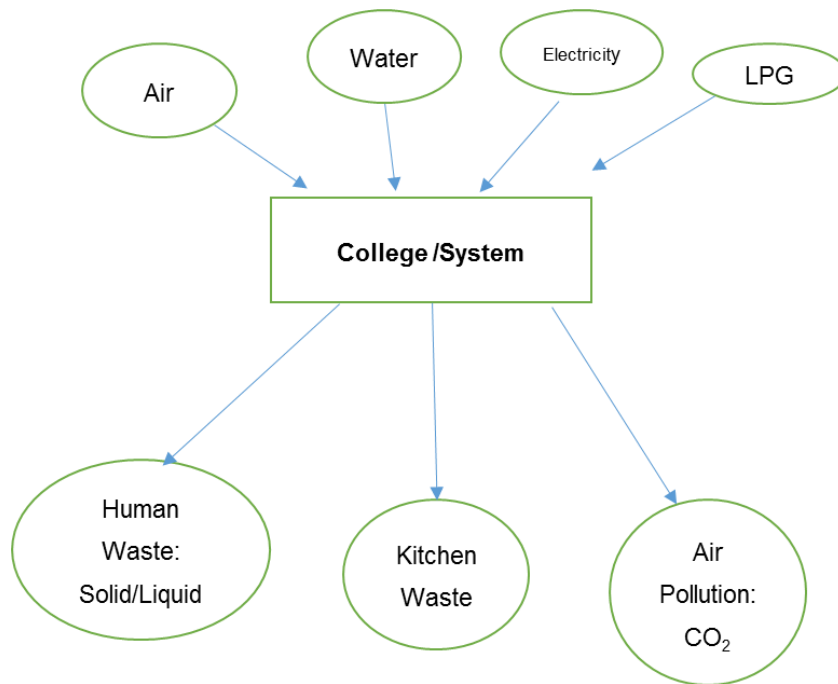
The Institute consumes following basic/derived Resources:

1. Air
2. Water
3. Electrical Energy
4. Liquefied Petroleum Gas

Also, college emits following pollutants to environment

1. Human Waste: Solid/ Liquid
2. Kitchen waste
3. Air pollution

We try to draw a schematic diagram for the College System & Environment as under.



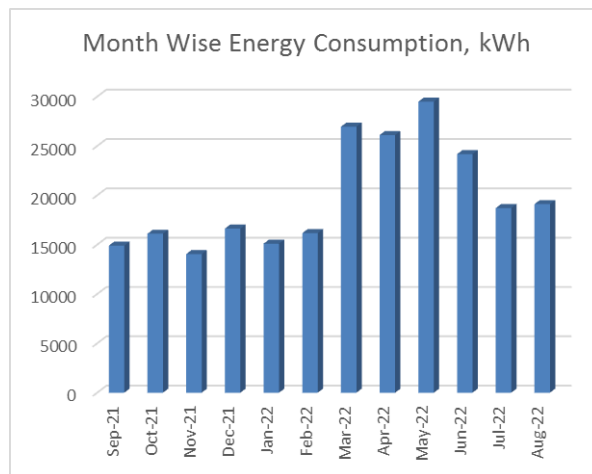
Now we compute the Generation of CO<sub>2</sub> on account of consumption of Electrical Energy & LPG as under.

The calculation of electrical energy consumption by college can be given as,

**Table 2.1: Electrical Energy Consumption**

No	Month	Energy (kWh)
1	Aug-22	19107
2	Jul-22	18705
3	Jun-22	24167
4	May-22	29491
5	Apr-22	26107
6	Mar-22	26955
7	Feb-22	16169
8	Jan-22	15099
9	Dec-21	16631
10	Nov-21	14047
11	Oct-21	16107
12	Sep-21	14900
	<b>Total</b>	<b>237485</b>
	Maximum	29491
	Minimum	14047
	Average	19790

**2.1 Variation of Monthly Electrical Energy Consumption**



**Figure 2.1 : Monthly Electrical Energy Consumption**

## 2.2 Key Inference drawn

From the above analysis, we present following important parameters:

**Table 2.2: Variation in Important Parameters**

No	Parameter/ Value	Energy Consumed, kWh
1	Maximum	29491
2	Minimum	14047
3	Average	19790
4	Total	237485

### 3. Study of Environmental Pollution

In this Chapter, we present the various types of Pollution as under:

#### 3.1 Air Pollution

The College is using two forms of Energies, namely: Thermal in the form of LPG and Electrical Energy used for day to day operations of the College. The major pollutant on account of above Energy forms is the Carbon Di Oxide.

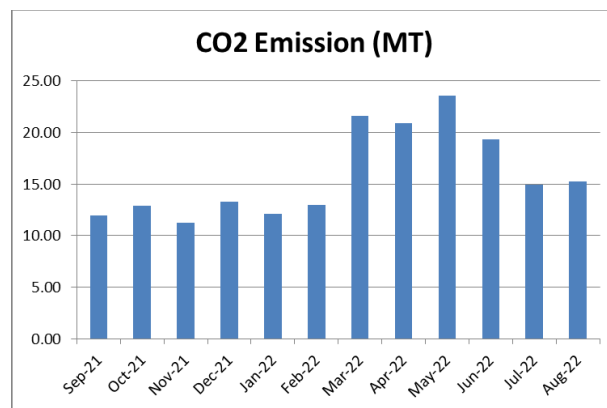
- 1 unit (kWh) of Electrical Energy emits 0.8 Kg of CO<sub>2</sub> in the atmosphere
- 1 Kg of LPG emits 3 Kg of CO<sub>2</sub> in the atmosphere

In the following Table, we present the CO<sub>2</sub> emissions.

**Table 3.1: Month wise Consumption of Electrical Energy & CO<sub>2</sub> Emissions:**

No	Month	Energy Consumed, kWh	CO <sub>2</sub> Emissions, MT
1	Aug-22	19,107	15.3
2	Jul-22	18,705	15.0
3	Jun-22	24,167	19.3
4	May-22	29,491	23.6
5	Apr-22	26,107	20.9
6	Mar-22	26,955	21.6
7	Feb-22	16,169	12.9
8	Jan-22	15,099	12.1
9	Dec-21	16,631	13.3
10	Nov-21	14,047	11.2
11	Oct-21	16,107	12.9
12	Sep-21	14,900	11.9
	<b>Total</b>	<b>237,485</b>	<b>190.0</b>
	Maximum	29,491	23.5
	Minimum	14,047	11.2
	Average	19,790	15.8

In the following Chart we present the CO2 emissions due to usage of Electrical Energy.



**Figure 3.1:** CO2 emission due to usage of electrical energy.

### 3.2 Study of Solid Waste Generation

The College has already installed a Bio composting Plant, wherein, the bio-degradable waste is composted & is used as fertilizer for the garden.



**Figure 3.2:** Photograph of Bio Composting Processing Tanks

### 3.3 Study of Liquid Waste Generation

College is collecting the waste water from college premises in a tank. By using phytoremediation technique, wastewater is polished and recycled in campus garden by pumping. Species used for treatment is Water hyacinth.



**Figure 3.3:** Photograph of Bio Composting Processing Tanks

### **3.4 Study of e-Waste Management:**

The internal communication is through emails and hence there is hardly any generation of e-Waste in the premises.

#### **4. Study of Rain Water Harvesting**

The College has already installed Rain Water Harvesting project, wherein the rain water falling on the terrace is collected and through pipes it is fed to underground Water Storage tank. This stored water is then reused for domestic purpose.

##### **Photograph of Rain Water Harvesting Pipe:**



## **5. Recommendations**

In order to reduce the dependency on Natural resources and also in order to reduce the various pollutions arising due to the day to day operations of the College we herewith recommend following recommendations.

- Installation of Bio Gas Generator Plant instead of Bio composting Plant.
- Installation of Sewage treatment Plant to make campus a Zero Discharge campus